

i Perio 
E D U C A T I O N

2025

PERIODONTAL FOUNDATIONS

SURGICAL MASTERCLASS

ADVANCED TECHNIQUES



PROF. GIULIO RASPERINI

PIACENZA, ITALY | WWW.IPERIO.ORG | INFO@IPERIO.ORG



1 / HIGH LEVEL SPEAKERS

Internationally well-known dentists and researchers in different areas of periodontology such as our leader prof. Giulio Rasperini and all the team has been brought together to give you a high level of educational experience.

- more info about speakers on pages 28-29

2 / HANDS-ON & LIVE SURGERY

Each course includes theoretical and practical parts

"Tell me and I will forget,
Show me and I will remember"

3 / INDIVIDUAL APPROACH

We accept a low number of participants, so each student will receive maximum attention in order to achieve the highest development of his manual skills and knowledge.

4 / THE VENUE

Courses take place in the iPerio educational center, the practical part and live demonstration - in the dental office - Studio Rasperini - Piacenza, Italy.

Contact us if you will have any questions about accommodation, reservations, additional expenses, flights and transfer for the dates of the courses.

-more info about the hotels that we recommend to our participants on page 30

WHY IPERIO

iPerio was born to support research and education in the field of Periodontology.

Modern periodontology is about working step by step, moving consistently from infection control to regeneration and mucogingival surgery where needed, being minimally invasive on each step, giving time for tissue to recover in order to achieve maximally esthetical and stable results.

It is not about a technique or regenerative material, nor about making fast decisions on tooth prognosis and it is definitely not only about mucogingival procedures.

Modern periodontology is a personalized medical discipline that puts the patient in the center of treatment process.

THE PROGRAM IS DIVIDED IN 3 LEVELS

Participants can start from any level,
according to the clinical experience and knowledge

LEVEL 1

PERIO FOUNDATIONS

February 07 - 08, 2025

For hygienists and periodontists

LEVEL 2

SURGICAL MASTERCLASS

June/July 30 - 04, 2025

For oral surgeons, periodontists and implantologists

LEVEL 3

ADVANCED TECHNIQUES

November 20 - 22, 2025

For oral surgeons, periodontists and implantologists

LEVEL 1

PERIO FOUNDATIONS

07-08 February 2025

Via XX Settembre 119, Piacenza – Italy



CERTIFIED PRACTICE

PERIODONTAL
COURSE FOR
DENTISTS AND
DENTAL HYGIENISTS

UNDERSTANDING THE DISEASE IS A KEY OF SUCCESS IN ITS TREATMENT

How to **eliminate periodontal pockets without recessions**

How to achieve a **tooth stability**

What do we need to know about **occlusal factors** in periodontology

Do we really need to think about the bone around teeth

What do we know about **interdental attachment**

How to work with the **new classification** of periodontal disease

When should we use **antibiotics**

Minimally invasive **instruments and approaches**, why do we need them

When is the right time and need for surgery

Why understanding the **phenotype** is the key for **minimally invasive treatment**

Motivation, supportive therapy

How to achieve **long-term results**

How to treat periodontal disease **without relapse**

Non - surgical periodontal treatment is much more complicated than just Scaling
and Root Planning



FEB 07

NON - SURGICAL PERIO


- 09:00—11:00** Etiology, pathogenesis, stages and new classification of Periodontal Disease Phenotype. Personalized medicine
- 11:00—11:30** Coffe break
- 11:30—13:00** **Diagnostic in periodontology; Full data collection**
- 13:00—14:00** Lunch
- 14:00—15:30** Exercises on the new classification of Periodontal disease. Periodontal charting, rx periodontal status.
- 15:30—16:30** Effective protocols in non-surgical periodontal treatment.
One Stage Full Mouth Disinfection.
- 16:30—17:00** Coffe break
- 17:00—19:00** **Hands-on training 1:** SRP on anterior teeth



FEB 08

LIVE FDM DEMONSTRATION

- 09:00—11:00** Live demonstration of non-surgical periodontal treatment on a patient. Clinical case discussion.
- 11:00—11:30** Coffe break
- 11:30—13:00** **Hands-on training 2:** scaling root planing on posterior teeth
-





QUATTROTI

PARTNER OF

VUNIVET
OPTICAL TECHNOLOGIES



LEVEL 2 MASTERCLASS

30-04 July 2024

Via XX Settembre 119, Piacenza – Italy

**PERIO
FOUNDATIONS**

**PERIODONTAL
REGENERATION**

**MUCO/
GINGIVAL**

**RESECTIVE
THERAPY**

**MULTIDISCIPLINARY
APPROACH**



Masterclass is literally a Modern Periodontology from A to Z

It is an English version of Annual Course, where Italian participants have 6 modules from January to October. That is why these 5 days are so intense full of **scientific based theory and practice**.

Participants have the possibility to train their microsurgical skills with operative microscopes, and the 4th day starts with live surgery, where surgical techniques discussed before can be shown on patients.

The evening program includes **cooking masterclass** after day 1 and **gala dinner** on the 4th day.

The last day of masterclass is about multidisciplinary collaboration, touching such significant topics as **endo-perio, ortho-perio and implants** from the periodontal point of view.

These 5 days would change completely the way of treatment planning, that is why we recommend it for all the dental team that works in your office.

The periodontist alone would not easily do it without the support of colleagues.

Periodontology above all is a team work



JUNE 30

PERIO FOUNDATIONS

- 09:00—11:00** Classification of Periodontal Disease, Diagnostic data, Perio-charting, Radiologic examination
- 11:00—11:30** Coffe break
- 11:30—13:00** **Personalized medicine - the 5 P concept.**
Phenotype as a main factor in treatment planning
- 13:00—14:00** Lunch
- 14:00—15:30** Non-surgical periodontal therapy.
How to prepare a patient for the surgical phase: timing, maintenance
- 15:30—16:00** Coffe break
- 16:00—17:30** **Exercises on the new classification of Periodontal Disease.**
- 20:00—22:30** Cooking Masterclass & Dinner

PREVENTIVE DENTISTRY

Straumann® Emdogain® and Labrida BioClean™

A strong team to master
regeneration and maintenance.



CLEAN

Labrida BioClean™ is a medical device designed for effective cleaning of osseointegrated dental implants and/or teeth with pocket depths ≥ 4 mm). Removal of plaque-forming bacteria from the infected dental implant/tooth surface is the first step in biofilm management.

REGENERATE

Straumann® Emdogain® FL consists of a unique gel containing enamel matrix derivative. This mixture of natural proteins forms a matrix that stimulates certain cells involved in the healing process of soft and hard tissues. Adding Straumann® Emdogain® or Straumann® Emdogain® FL to cleaned tooth or implant surfaces can improve the clinical outcome of the procedure.



PERIODONTAL REGENERATION

JULY 01

- 09:00—10:30** Classification of **infrabony defects**.
Biology of periodontal regeneration
- 10:30—11:00** Coffe break
- 11:00—13:00** **Biomaterials:** future prospective in periodontal regeneration
- 13:00—14:00** Lunch
- 14:00—16:30** The **evolution of regenerative surgical techniques** from extended flaps and membranes to grow-factors and microsurgical approaches, indications, surgical instruments and suturing techniques of:
- Papilla preservation techniques
 - Surgical technique for use of **Emdogain**, other...
 - Minimally invasive surgical techniques (surgical procedures - Harrel & Rees, MIST, Modified MIST)
 - **Soft tissue wall technique** & CT Wall techniques
 - Single flap approach
- 16:30—19:00** **Hands-on training on the models**

soft tissue defect

furcation

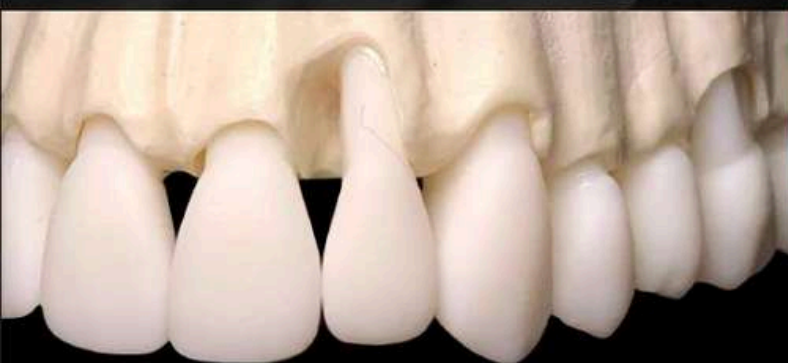
2 wall

PROFESSOR RASPERINI TOGETHER WITH BONEMODELS
CREATED SPECIAL MODELS WITH PERIODONTAL DEFECTS OF
VARIOUS CONFIGURATIONS AND COMPLEXITIES,

THANKS TO WHICH THE PARTICIPANTS HAVE THE
OPPORTUNITY TO PRACTICE SURGICAL TECHNIQUES
STUDIED IN THE COURSE

MASTER
IN PERIO

BMI
BoneModels™





JULY 02

MUCOGINGIVAL PLASTIC SURGERY

- 09:00—10:30** Classification of **gingival recessions**. Phenotype of the tissue and different techniques of periodontal plastic surgery
- 10:30—11:00** Coffe break
- 11:00—13:00** **Coronally-Advanced Flap for single and multiple recessions; Double Papilla Technique Laterally Positiones Flap**
Flap design, indications, surgical instruments, suturing techniques.
- 13:00—14:00** Lunch
- 14:00—15:30** **Tunneling technique vs VISTA**
CTG harvesting techniques:
Microsurgery
- 15:30—16:00** Coffe break
- 16:00—19:00** **Hands-on training on the models and with operative microscopes**

MAGNA

DENTAL OPERATING MICROSCOPE



THE POWER OF ZOOM



In terms of optics, the Magna's apochromatic design provides the ultimate color correction for three wavelengths and features a zoom mechanism,

providing a wide range of magnifications. All optics feature our MaxLite coatings, promising reflection-free and highly durable optics with maximum light through-put.

Practitioners with all degrees of experience will appreciate the Magna's zoom system, which features a push-in detent lever that will allow users repeatable and easily identifiable magnification stops. This provides a quick change over from continuous zoom to an 8 stop setting.

An effortless articulation system was the impetus for the ABA brake system. Conveniently located release buttons are situated on both the left side and the right side on the ergonomic handle of the microscope, making the system highly intuitive. Holding down either of the release buttons allows the microscope to move with ease, regardless of the accessory load. When the button is released, the microscope immediately holds its position.



JULY 03

RESECTIVE THERAPY

09:00—13:00 **Live surgery**

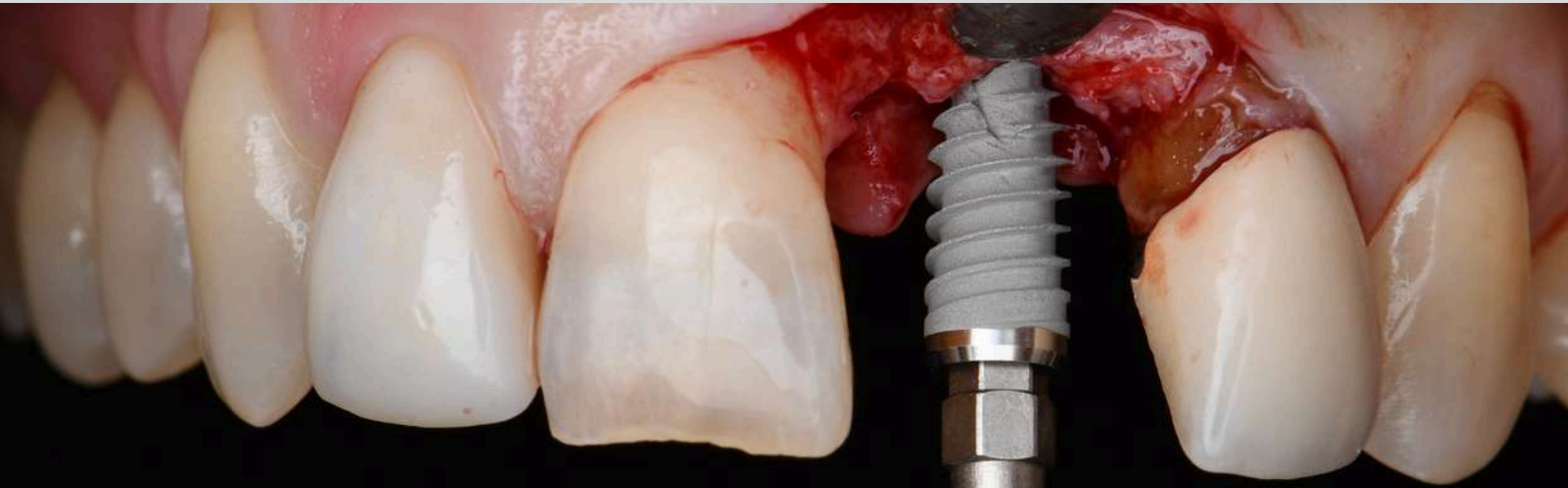
13:00—14:00 Lunch

14:00—17:00 **Crown lengthening procedure.**
Indications - Perio /restorative/aesthetic. Planning- APF vs gingivectomy. Flap design - partial vs full - thickness. Instruments - burs vs ultrasonic tips. Suturing techniques.
Passive eruption, gummy smile.
Hands-on training

17:00—17:30 Coffe break

17:30—19:00 Treatment options for **furcational periodontal defects.**
Regeneration vs premolarisation.
Anatomical analysis and clinical indications for root resection.

20:00—22:00 Gala dinner



JULY 04

MULTIDISCIPLINARY APPROACH

- 09:00—11:00** Implant Therapy from periodontal point of view. Timing of implant therapy for patients with periodontal disease. Soft tissue management and Bone Regeneration. **Hybrid implants.**
- 11:00—11:30** Coffee break
- 11:30—13:00** **Otho-Perio; Endo-Perio.** Treatment solutions in complicated cases.
- 13:00—14:00** Lunch
- 14:00—16:30** Clinical case discussion and conclusion. Learning assessment

Machined surface



LEVEL 3 ADVANCED TECHNIQUES

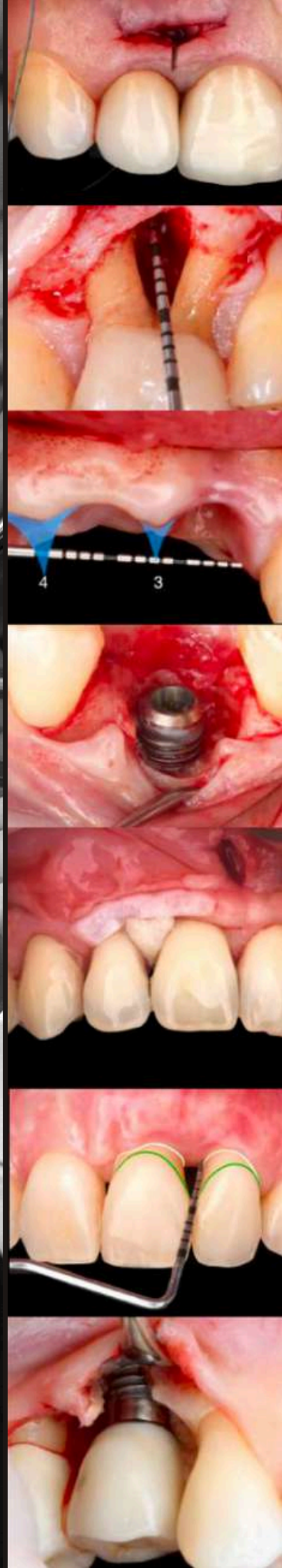
20-22 November 2025

Via XX Settembre 119, Piacenza – Italy



SOMETHING MORE
THAN EVERYDAY
PERIODONTOLOGY

**THIS COURSE WAS BORN AS A NEW
WAVE TO SHARE THE KNOWLEDGE
ON PERIODONTAL PROBLEMS
WHICH DON'T HAVE SIMPLE AND
SCIENTIFICALLY PROVED SOLUTION**



**PERI/
IMPLANTITIS
FURCATION
INVOLVEMENT**

**GINGIVAL PAPILLA
RECONSTRUCTION**

**INTERPROXIMAL
ATTACHMENT REGENERATION**



NOV 20

INTERPROXIMAL ATTACHMENT

- 09:00—10:30** **Interproximal attachment regeneration.**
- 10:30—11:00** Coffe break
- 11:00—13:00** Decision making for the treatment of interdental attachment loss. Protocols, timing, biomaterials. Soft tissue and bone regeneration.
- 13:00—14:00** Lunch
- 14:00—16:00** **RT3 treatment options on upper and lower jaw.
3D tunnelling technique.**
- 16:00—16:30** Coffe break
- 16:30—19:00** **Hands-on training**



NOV 21

LIVE SURGERY

- 09:00—13:00** **Live surgery**
- 13:00—14:00** Lunch
- 14:00—18:00** **Hands-on training**
- 18:00—19:00** **Clinical case discussion and conclusion.**

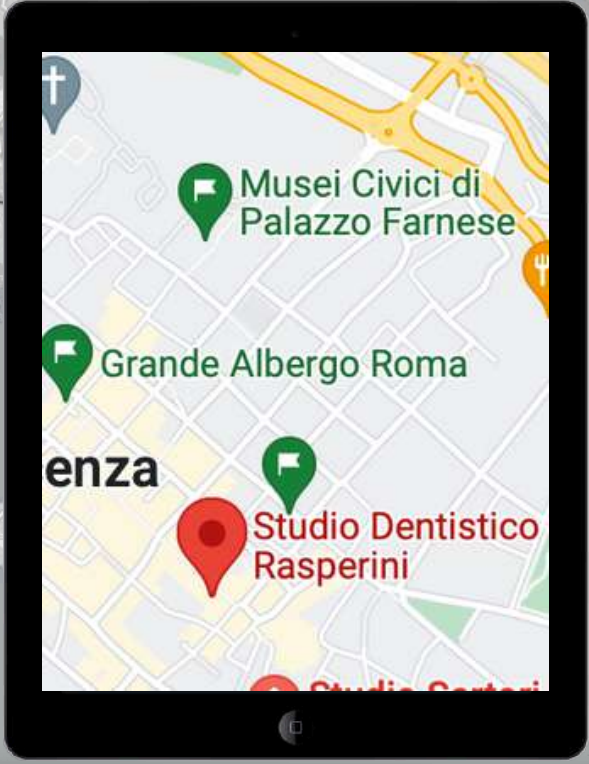
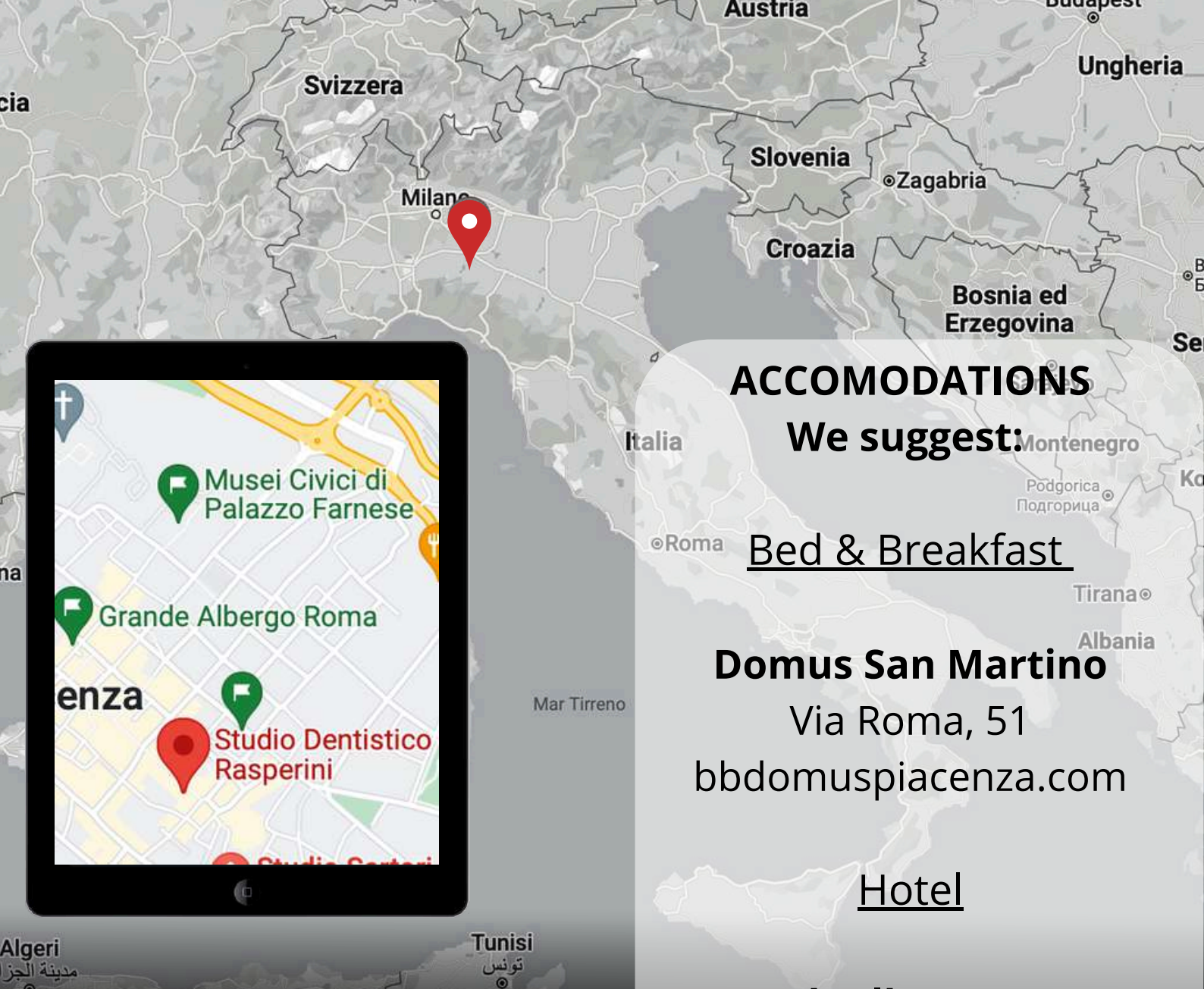


NOV 22

FURCATIONS / PERIIMPLANTITIS

- 09:00—10:30** Classification of **Furcation defects**.
Clinical and radiologic examination
Regeneration, premolarisation, root resection.
- 10:30—11:00** Coffe break
- 11:00—13:00** Diagnostic, classification and prevention of **perimplantitis**.
Implant treatment from periodontal point of view.
- 13:00—14:00** Lunch
- 14:00—16:00** Soft tissue and bone regeneration vs implantoplasty.
Biomaterials. Suturing techniques
-





ACCOMODATIONS
We suggest:


Bed & Breakfast

Domus San Martino
 Via Roma, 51
bbdomuspiacenza.com

Hotel

GrandeAlbergo Roma
 Via Cittadella, 14
grandealbergoroma.it



i Perio 

EDUCATIONAL CENTER
 Via XX Settembre 119
 29121 Piacenza

P PARKING


Parcheggio Cavallerizza
 Stradone Farnese, 39
 29121 Piacenza



HOW TO SUBSCRIBE?

Fill in the registration form

 www.iperio.org

 education@iperio.org

Registration Fee


	Level 1 FOUNDATIONS	Level 2 MASTERCLASS	Level 3 Advanced				
Early registration	€ 1200	€ 4500	€ 3500				
Regular registration	For the team if 3 or more participants € 900 for hygienist	€ 5000 after March 31,2025	€ 3800 after May 31,2025				
More options							
	Level 1	Level 2	Level 2	Level 3	Level 1	Level 2	Level 3
Early registration	€ 5.500	€ 7.300	€ 7.300	€ 9.000	€ 9.000	€ 9.000	€ 9.000
Regular registration	€ 6.000 after Nov 31,2024	€ 8.300 after March 31,2025	€ 8.300 after March 31,2025	€ 10.000 after Dec 31,2024	€ 10.000 after Dec 31,2024	€ 10.000 after Dec 31,2024	€ 10.000 after Dec 31,2024

For UE resident, Italian vat 22% is not included.

HOW TO SUBSCRIBE?

Fill in the registration form

 www.iperio.org

 education@iperio.org

Registration Fee

What is included:

- Theoretical and practical program;
- Surgical kits Hu Friedy (*page 31-34*) disposable material and operating microscopes (17-18) during the hands-on;
- iPerio gadget;
- The certificate of participation;
- Coffe breaks and evening entertaining program as indicated in the schedule;
- Bonemodels specially designed by Prof. Rasperini for the practical part (*page 15*)



HU-FRIEDY KEY OPINION LEADER

PROF. GIULIO RASPERINI
PERIODONTAL SURGERY SET + TUNNELLING SET



Prof. Giulio Rasperini

Prof. Giulio Rasperini received his degree in dentistry and specialised in Orthodontics.

He is an active member of the Italian Society of Periodontology, the European Academy of Esthetic Dentistry, and is an ITI fellow.

He serves on the Editorial Boards for several publications, including the International Journal of Periodontics and Restorative Dentistry and the Journal of Implant and Advanced Clinical Dentistry.

Dr. Rasperini has written several publications focused on Periodontology and Implantology, and has won awards for his research – most recently, the Earl Robinson Periodontal Regeneration Award from the American Academy of Periodontology.

He is a professor in Milan, Italy and Michigan, United States, and maintains a private practice specialising in periodontics and implant therapy.

www.iperio.org*



“ The evolution of the surgical techniques in Periodontology in the last years leads as consequence, to an evolution of the surgical instruments. The introduction of Ultrasonic or Piezo tips for osseo-resective procedure, loops and operative microscope redesign the surgical armamentarium. This Kit has been thought for all the most recent periodontal procedures. ”

– PROF. GIULIO RASPERINI

PERIODONTAL SURGERY SET

CHOOSE THE COLOR.

Just add the color coding number to the last part of the partcode (replace “_” with the number)

- 0 = Red
- 1 = Grey
- 2 = White
- 3 = Orange
- 4 = Purple
- 5 = Yellow
- 6 = Lavander
- 7 = Black
- 8 = Blue
- 9 = Green
- 11 = Ocean Blue

IMEDIN18_S

IMS Infinity Cassette DIN, 18 Instruments. With accessory area and clips for hinged instruments.



HU-FRIEDY IMS INSTRUMENT MANAGEMENT SYSTEM

By standardising your instruments with IMS, additional time and revenue is generated while extending the useful life of your Hu-Friedy instruments. Dental professionals state that by implementing IMS, they save 5 to 10 minutes* per procedure allowing the staff to spend more time on value-added activities.

In addition, safer transportation of soiled instruments reduces risk of injury and exposure to blood borne pathogens.

*When compared to single instrument decontamination, based on market survey results.

PROF. GIULIO RASPERINI
PERIODONTAL SURGERY SET



MIR5DSHDE

High Definition CS Mirror #5 double-sided, European Stem, 1pc/pack

MHE6

Mirror Handle hdl #6
 European Thread



DP17

Tweezers #17



XP23/UNC6

Expro North Carolina #23 hdl #6
 15-14-13....3-2-1



PCORTLINI

Probe Cortellini hdl #30
 15-....0,5

COLORVUE BIOTYPE PROBES

- Colorvue Biotype Probe tips are designed for up to 30 uses
- Colorvue Biotype Probes fit in Hu-Friedy's ergonomic, Satin Steel handle that can be reused or recycled
- The resin tips are safe and gentle to use on all patients
- Each colored tip is also numbered to aid in differentiation between colors



PBTPKIT12

Biotype Probe Starter Kit
 (3 handles + 12 tips)



PQ2N6

Bifurcation Probe Nabers #2N
 hdl #6 Quilix 3-6-9-12



10-130-05E

Scalpel Handle #5E Europ.



SHDPV

Scalpel Handle #5E Europ.



TPSLCOSM

Tissue Pliers Micro Cooley hdl
 #SinusLine straight modified 18 cm



SP20SLEM

Suture Pliers Micro
 hdl #SinusLine 18 cm

PROF. GIULIO RASPERINI
PERIODONTAL SURGERY SET



PP5590SIM
 Periosteal Simion hdl #6








P24GSIC6
 Periosteal #24 Sicilia #6 long hdl #6



PH26M
 Periosteal micro surgery #2MBH hdl #6

EVEREDGE 2.0

WHAT WILL THE NEWEST, MOST ADVANCED, SHARPEST AND LONGEST-LASTING SCALER ON THE MARKET DO FOR YOU? HELP YOU PERFORM BETTER THAN EVER* ...

-  **STAYS SHARPER EVEN LONGER**
-  **UNCOATED PERFORMANCE**
-  **REVOLUTIONARY TESTING SYSTEM**
-  **NEW FINELY-HONED FINISH**
-  **DIAMOND KNURL METAL HANDLE**

* Products tested: Hu-Friedy EverEdge 2.0 H7, American Eagle XP H6-7, PDT H6-7, LM EM/EN H6-7, and G M Hartzell H6-7. Hu-Friedy cooperated with CATRA, an independent specialized blade laboratory, to conduct this testing. For more information, contact David Platt, Hu-Friedy Mfg. Co., LLC, 3232 N. Rockwell St, Chicago, IL 60698.



SAS7/897E2
 Curette Gracey #7/8 hdl #9 MF oral/buccal, green




SAS11/1293E2
 Curette Gracey #11/12 hdl #9 MF mesial, orange



SAS13/1498E2
 Curette Gracey #13/14 hdl #9 blue MF distal



SGF46
 Curette Goldman-Fox #4 hdl #6 universal



EXC31W
 Excavator Endo #31W hdl #41



C36/376
 Back Action Bone Chisel #36/37 hdl #6



SPNHDPVN
 Swiss Perio Microsurgical Needle Holder



SCORT
 Scissors Cortellini straight 12 cm



CRM
 Cheek Retractor Minnesota



PROF. GIULIO RASPERINI
TUNNELING KIT



TKN1SX
Curette Gracey #11/12 hdl #9 MF mesial, orange



TKN2SX
Tunneling Knife #2 Black Line, Short Handle



PPAELSX
Periosteal Elevator Allen, Black Line, Short Handle



FQUINCEY1X
Tunneling Instrument GDQ #1, Black Line



FQUINCEY2X
Tunneling Instrument GDQ #2, Black Line


FEATURES AND BENEFITS OF THE BLACK LINE:

- Performance engineered coating for a harder, smoother surface for optimal edge retention and enhanced lubricity
- Distinct black finish for enriched contrast and visual acuity at the surgical site and underlying tissue
- Reduced light reflection afforded by a matte finished handle and black working ends
- Unique, smooth, large diameter lightweight handle for maximum comfort, reduced hand fatigue and increased control
- Handcrafted with Immunity Steel® for optimal strength and corrosion resistance



IME14DIN5_

IMS Infinity Cassette 1/4 DIN,
5 Instruments



Manufacturer: Hu-Friedy Mfg. Co., LLC | 3232 N. Rockwell Street | Chicago, IL 60618 | USA
Customer Care Department: Hu-Friedy Mfg. Co., LLC.
Free Call +800 HUFRIEDY (00800 48 37 43 39) | Free Fax 00800 48 37 43 40
E-Mail: info@hu-friedy.eu | Website: Hu-Friedy.eu

©2020 Hu-Friedy Mfg. Co., LLC. All rights reserved. HF-G8-GR/0720

How the best perform



La combinazione ideale per mantenere i volumi nei siti posteriori

“Con la preservazione dell'alveolo offro al mio paziente una soluzione semplificata per mantenere i volumi ossei nel tempo, per poter eseguire una riabilitazione implanto-protetica riducendo la necessità di rialzi del seno mascellare.”

G. Rasperini



Non tutti i biomateriali sono uguali, scegli l'originale.

I vantaggi

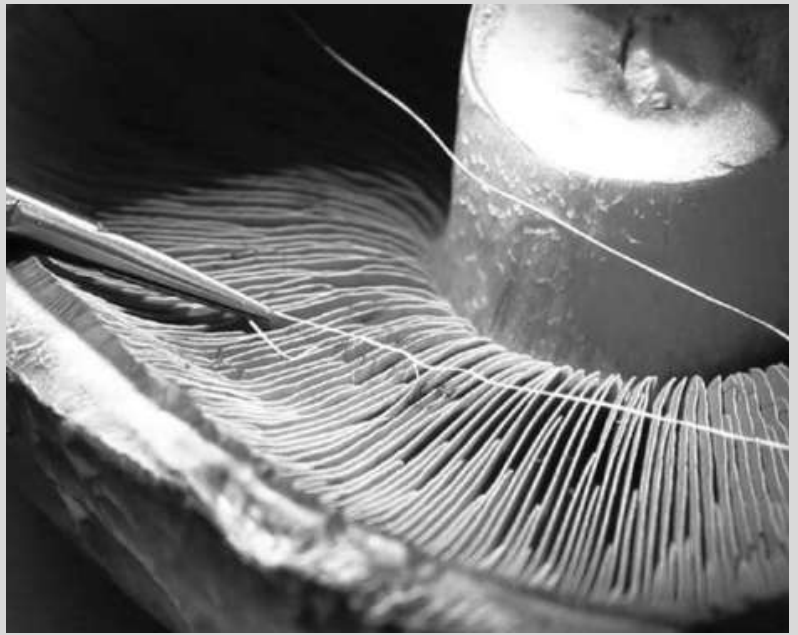
- > Geistlich Bio-Oss Collagen® compensa la perdita ossea orizzontale e verticale, preservando la struttura ossea crestale
- > Guarigione ottimale con Geistlich Mucograft Seal®: buona integrazione tissutale e corrispondenza cromatica
- > Riduzione del tempo alla poltrona, minor invasività e morbilità per il paziente

 swiss made

NEW!
Preservation
Kit 250



Approfondimenti e casi clinici su
www.regenerationfocus.it





VIA XX SETTEMBRE 119, 29121 PIACENZA (PC)
+39 342 8398 701
EDUCATION@IPERIO.ORG
INFO@IPERIO.ORG